


Windows Command Line The Personal Trainer For Windows 7 Windows Server 2008 Windows Server 2008 R2

Yeah, reviewing a ebook windows command line the personal trainer for windows 7 windows server 2008 windows server 2008 r2 could ensue your near contacts listings. This is just one of the solutions for you to be successful. As understood, execution does not suggest that you have fantastic points.

Comprehending as with ease as concurrence even more than new will allow each success. neighboring to, the notice as with ease as acuteness of this windows command line the personal trainer for windows 7 windows server 2008 windows server 2008 r2 can be taken as skillfully as picked to act.

Windows Command Line Tutorial #1 - Introduction to the Command Prompt **15 CMD Commands Every Windows User Should Know** **5 Must Read Books - My Dev/Tech/Presenter Recommendations** **Windows Terminal - the secret to command line happiness!** **15 Command Prompt Secrets and Tricks in Windows** **Windows Command Line Tutorial #3 - General Tasks** Windows Command Line Tutorial #1 - Introduction 'u0026 Setup Git Tutorial for Beginners: Command-Line Fundamentals Pisces  monthly, excited yet. December monthly3 Basic Network troubleshooting: Using Command Prompt **How to Repair Windows 10 Using Command Prompt** CMD : Find all Wi-Fi passwords with only 1 command | Windows 10/8.1/87 **32 Secret Combinations on Your Keyboard** **Tutorial - How to Make "The Matrix" in Command Prompt** **4 Computer Spy Hacks YOU CAN DO RIGHT NOW** (Simple and Clever) Basic Skills for Entry Level IT Jobs - Command Prompt Part 1

How to Remotely Shutdown any Computer with CMD New 2018Top 13 Computer LifeHacks and Cool Tricks! **Advanced macOS Tricks and Utilities Using Terminal!** **Best Command Prompt (CMD) commands used in Hacking** **Basics of ipconfig, ping, tracer, netstat, and netsh** How to use Windows 10's Command Prompt **Learn to Use Basic Command Prompt (DOS) Commands in Windows** Windows Command Line Tutorial - 4 - Creating and Removing Directories **40 Cool Command Prompt Tricks You Should Know** **Kingdoms Reborn: Beginners Tips And Tricks - Tutorial Guide** Install Git, Clone a project (Windows) How to copy file and folder using COMMAND PROMPT DOS By easy method 2018. **Windows 10 Terminal Command Line Tutorial (2019)** Windows Command Line The Personal

Get into the Windows command line. Open a Windows command line window by following the steps below. If you need additional information or alternative methods for all versions of Windows, see: How to get to an MS-DOS prompt or Windows command line. Click Start. In the Search or Run line, type cmd (short for command), and press Enter. Understanding the prompt

How to use the Windows command line (DOS)

Command Prompt is one of the command-line interface programs used to execute commands in Windows operating systems . Some popular Command Prompt commands you might have heard of include ping, netstat, tracer, shutdown, and attrib, but there are many more. We have a complete list here .

How to Open Command Prompt (Windows 10, 8, 7, etc.)

```
{ "command": { "action": "sendInput", "input": "" }, "keys": "" } } Sending input to the shell with a keyboard shortcut can be useful for commands you run often. One example would be clearing your screen: { "command": { "action": "sendInput", "input": "clear"}, "keys": "alt+k" }
```

 Navigating to the parent directory with a key binding may also be helpful.

Windows Terminal Tips and Tricks | Windows Command Line

Fix corrupted Windows files using the command prompt; Use xcopy on the command line to transfer large amounts of data; Customize the Command Prompt. For those that want a custom look with the dated looking command prompt, you are in luck. You can customize the native command prompt's color scheme or you can use a third party command prompt ...

The Windows Command Prompt Beginner's Guide

Backspacing will remove the > character and place you in command line mode, allowing you to run command line arguments. Back button. When entering a nested menu from the command palette, you can now navigate back to the root menu without having to exit the command palette. ... Program Manager, Windows Terminal, Console, Command Line, & Cascadia ...

Windows Terminal Preview 1.5 Release | Windows Command Line

```
wt -p "Command Prompt"; split-pane -V wsl.exe; new-tab -d c:\; split-pane -H -d c:\ wsl.exe wt -p "Command Prompt"; split-pane -V wsl.exe; new-tab -d c:\; split-pane -H -d c:\ wsl.exe PowerShell uses a semicolon ; to delimit statements.
```

Windows Terminal command-line arguments | Microsoft Docs

Basically, Windows Command Prompt is the command-line interpreter on Windows NT, Windows CE, OS/2 and eConStation operating systems. Windows command prompt is an application/feature which you get in all the versions of Windows operating system. With the help of this application, you will be able to run all the MS-DOS commands on your computer.



Top 20 Best Windows Command Prompt Alternatives

Mapping a network drive to a shared folder from Windows' graphic interface isn't hard. But if you already know the network path for the shared folder, you can map drives a lot quicker using the Command Prompt. Mapping a drive to a network share assigns that share a drive letter so that it's easier to work with.


How to Map Network Drives From the Command Prompt in Windows

Certutil.exe is a command-line program, installed as part of Certificate Services. You can use certutil.exe to dump and display certification authority (CA) configuration information, configure Certificate Services, backup and restore CA components, and verify certificates, key pairs, and certificate chains.

certutil | Microsoft Docs

Open a command prompt using Run  Press Windows Key + R and type in cmd in the Run dialogue box and hit enter. Open Command prompt from Start  Right-click on the Start button and select Command Prompt (Admin). This should open the command prompt in administrative mode. Or press Windows key + X and select Command Prompt (Admin).

How to Create Wi-Fi Hotspot in Windows 10 using Command Prompt

There are multiple ways you can open the Command Prompt. You can either type in Command  in the Windows search bar and you will be able to open Command Prompt or you can simply press the Windows Key + R button and then type CMD in the text box that appears.

Customize Command Prompt in Windows 10 And Make It A Bit ...

Need to install Windows 10 from Command Prompt. As Microsoft's Windows 7 gets closer to its 2020 end of life date, more and more Windows 7 users are planning to upgrade to Windows 10.Although Microsoft users are given many ways to perform a system upgrade, these methods usually don't work correctly, and they may bring unwanted files, settings and apps to the new system.

How to Install Windows 10 from Command Prompt? (2 Methods)

from command line you can run this line to remove all certificates from the user store. rem Get the number of certs in store. for /f "tokens=1,2 delims==" %g in ('certutil.exe -user -store my ^/ find "==== Certificate") do (set MAXCERTS=%6h) rem display the number of certs in store. echo maxcerts: %MAXCERTS%

CERTUTIL Command Line to Delete Local Personal Certificates

In order to launch Win 10 Command Prompt, click on the Windows menu, then go in the Windows System folder and open Command Prompt. Please note that if you run the Command Prompt without administration rights, all Windows CMD commands typed inside it will be without rights as well. That's nice to avoid problems while learning.

Ultimate list of TOP-30 Windows Command Prompt commands ...

Method 1: Backup files from Robocopy command prompt in Windows 10. Robocopy, or "Robust File Copy", is a command-line directory and/or file replication command, which provide more than 80 command-line parameters and switches. So, if you want to backup your important files whether personal or working files, you can use Robocopy command line.

Top 3 Ways to Backup Files from Command Prompt Windows 10

Findstr is a built-in tool of the Windows operating system that you may run from the command line to find text in files or in command line outputs. You can use the application to filter command line outputs, search individual files or entire directory structures for files with matching text.

Use findstr on Windows to find text in files and command ...

Here's how you can manage your work and school account from Windows 10, without having to switch accounts. Visit the Accounts section of the Windows 10 Settings App Click to the Access work or ...

Windows Command Line: The Personal Trainer for Windows 8.1 Windows Server 2012 and Windows Server 2012 R2 Windows Command Line Windows Command Line Windows Command Line Self-Study Training Kit Windows Command Line for Administration for Windows, Windows Server 2012 and Windows Server 2012 R2 Windows Command Line Self-Study Training Kit Windows Command Line Administration Instant Reference The Windows Command Line Beginner's Guide - Second Edition Windows Command-line for Windows 8.1, Windows Server 2012, Windows Server 2012 R2 Windows Command Line for Administration Microsoft Windows Command-line Administrator's Pocket Consultant Understanding Computers: Today and Tomorrow, Comprehensive CompTIA A+ 220-701 and 220-702 Exam Cram Windows Command Line for Administration for Windows, Windows Server 2012 and Windows Server 2012 R2 Windows 8.1 Administration Pocket Consultant Essentials & Configuration Understanding Computers: Today and Tomorrow, Introductory Information Technology - Class 9 - CBSE Attack and Defend Computer Security Set Harley Hahn's Emacs Field Guide Windows Administration at the Command Line for Windows Vista, Windows 2003, Windows XP, and Windows 2000 Copyright code : 26ac0087d40966f4adf792d600980a6